



# PULLING PULSE *Newsletter*

Issue 7: September 2017

## In This Issue:

- ◆ Mule Day At Winfield
- ◆ October Pulling Schedule
- ◆ Link of the Month
- ◆ TECH Tip: Tractor Hitch and Weight
- ◆ 2017 Pulls in Pictures
- ◆ More Info

## Mule Day At Winfield

*Mule Day  
Winfield, Alabama*



*September 23, 2017*

## Winfield's 43rd MULE DAY


*September 22–24, 2017*

Winfield's Mule Day tradition began on September 11, 1975 by Curt Estes, Winfield Chamber of Commerce, and Max Brasher, Sr. The festivity was held to honor the hard working mules of the day. Mule Day occurs on the fourth weekend of September each year and draws crowds of over 25,000 each year.

## ~~ Mule Day Garden Tractor Pull ~~

The Garden Tractor Pull will be at the Foodland Parking Lot on Saturday September 23rd. Registration will be from 9:00 AM to 11:00 AM. Pull begins at 10:00 AM and 1:00 PM. For more information on the pull, call Jared at 205-270-2228...or go to: <https://www.facebook.com/syrupcitypullers>.

"One of the top 20 events in the Southeast", Mule Day's keynote event is a horse parade through the downtown of the city, but there is also live entertainment, car shows and a diverse venue of homemade baked goods sold in a farmer's market setting. One of the most popular events amongst children is the Mule Day carnival. Rides, small shops, games, food - it's all here. Celebrated for over a quarter of a century, Mule Day has grown into a major event not only for the City of Winfield but also for the State of Alabama.



- ◆ Parade
- ◆ Mule Judging
- ◆ Arts & Crafts
- ◆ Flea Market
- ◆ Antique Tractors
- ◆ Mule Day Run
- ◆ Music & Dance
- ◆ Antique Cars
- ◆ Mule Night Madness
- ◆ Food
- ◆ Lodging

For general information on Mule Day, visit <https://www.facebook.com/Muledaywinfieldalabama>...or see their website at <http://winfieldsmuleday.com>.

## October Pulling Schedule

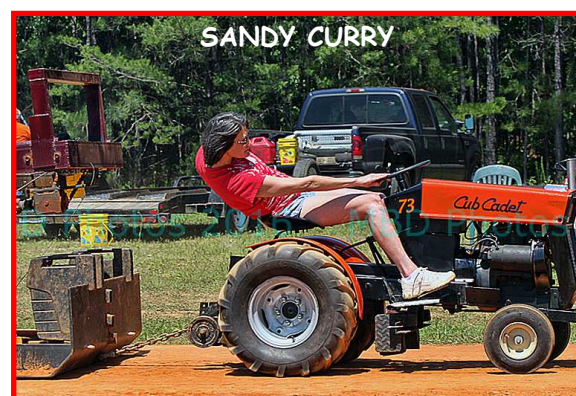
Sunday	Monday	Tuesday	Wednesday	Thursday	Friday	Saturday
<b>October 2017</b>						
1	2	3	4	5	6	7
8	9	10	11	12	13	14
15	16	17	18	19	20	21
22	23	24	25	26	27	28
29	30	31				

Get ready for a busy October!

While the weather will be getting cooler, the pulling season will still be hot in October. Be sure to check schedules and contact information at our website: [www.pullinggardentractors.com/schedule](http://www.pullinggardentractors.com/schedule).

Currently scheduled are the following October pulls:

- ⇒ October 14th - Laurel, Mississippi; Come pull at the Laurel Fair; For more information, see the JCAT website at [www.jcatstractorpulling.com](http://www.jcatstractorpulling.com).
- ⇒ October 21st - Wedowee, Alabama; For more information, contact Curry Pulling at 205-331-8686.
- ⇒ October 28th - Fayette, Alabama; Rain or shine; Indoor pull; Syrup City Pull at the Fayette Multi-purpose Complex; For more information, contact Jared at 205-270-2228...or, go to their Facebook page at <https://www.facebook.com/syrupcitypullers>.



## Link of the Month

In honor of the Mule Day Festival in Winfield, Alabama, held September 22 through 24, the link of the month is the Mule Day website! There you will find details with the schedule of events for the entire weekend.

[www.winfieldsmuleday.com](http://www.winfieldsmuleday.com)

## TECH TIP: Tractor Hitch and Weight

Before each pull starts, all tractors must enter their respective classes and ensure they are set up properly for each class. Among specified requirements for each tractor, proper hitch height and the weight of your tractor must meet exact criteria.

Your pull promoter should furnish a good scale to weigh your tractor and a level location to properly check your hitch height. Depending on the classes you enter, every tractor must weigh in and weigh AT or BELOW the class weight requirement. This total weight *includes* the driver (sitting on the tractor) and the designated tires as well as any extra weights the tractor will have at the time of pulling. Therefore, if you weigh your tractor, then decide to change driver, tires or extra weights...the tractor should be weighed again with the new driver and/or tires and weights.

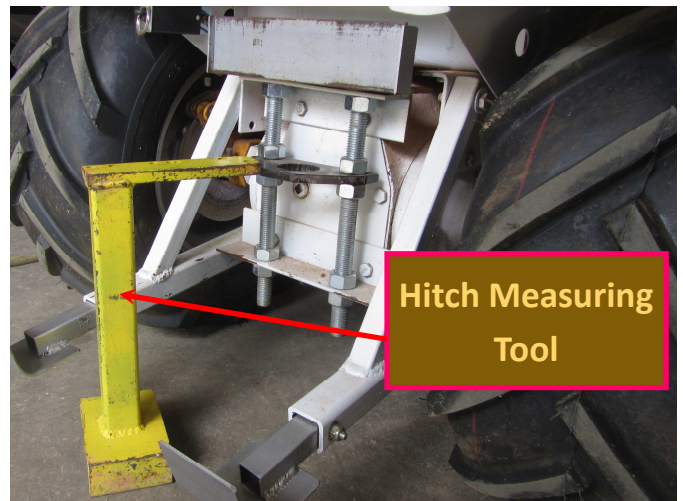
The same goes for the hitch. If you measure the hitch height, then change, either the driver, weights or the tires...the hitch should be re-measured, since all of these adjustments can change the hitch height dramatically.



Here are some common-sense tips to remember concerning hitch height and weight of your tractor:

- ◆ If there will be more than one driver pulling the same tractor, you must weigh the tractor with each individual driver to customize weight and hitch height for each puller.
- ◆ Once you have weighed your tractor, do not add weights or change drivers. This is illegal.
- ◆ After you have weighed your tractor, you may move your weights around - just don't *add* more weights.
- ◆ If you have weighed your tractor, then change tires, obviously, your weight will have changed, along with your hitch height. Therefore, you must re-weight and re-adjust your hitch height again.
- ◆ It is up to all drivers to be honest.

There should be a proper tool provided and a designated location to check your hitch. *All tractors should check their hitch height at the same location.* In most cases, the location is on the scales. The hitch measuring tool should slide over your hitch freely.



For best pulling performance, adjust your hitch as high as possible without going over the designated height according to your club's rules. If the hitch measuring tools are not available, question the promoter, since it is very important to set the hitch correctly, as it effects the fairness of the competition.

If you have questions, ask your fellow-pullers, the sled-operator or any track official for help.

-end of tech tip-



## 2017 Pulls in Pictures



IF YOU HAVE ANY COOL PICTURES OF THIS SEASON'S PULLS YOU WOULD LIKE TO SHARE, I WILL USE THEM IN THE NEWSLETTERS AND POST THEM ON OUR WEBSITE TOO. JUST EMAIL THEM TO: [JUDICOX@AOL.COM](mailto:JUDICOX@AOL.COM). THANKS!!





#### MORE INFO:

This is a *free* monthly newsletter. To subscribe, go to the website address below and type 'Newsletter', your name and email address in the body of the email, then click 'Send'.

To remove your name from our mailing list, please go to the website address below and type 'Remove', your name and email address in the body of the email, then click 'Send'.

To suggest a subject for our next Newsletter, become a Sponsor, or ask a question, go to the website address below and submit your suggestion or request.

*Thank you! And Happy Pulling!*

[www.pullinggardentractors.com/contact](http://www.pullinggardentractors.com/contact)

